



## Bimo – A simple Robot for many applications

The Bimo is a kit with few components easy to solder. The objective is to show to young newcomers to robots that it is easy to solder the robot, and then use the board for other applications.

The shaft of the motors carry the « wheels », simple rubber tubes. No gearbox ! No battery to buy, the NiMh is recharged from the USB plug of any PC. The robot runs for about one hour.

Quite fast and nervous, it is interesting to control.


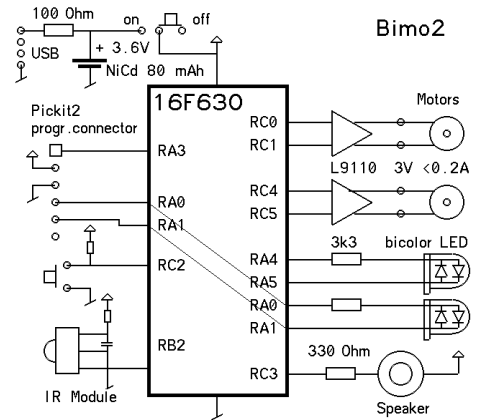
Several prerecorded movements can be selected, depressing 1, 2, ... 5 times on the push-button. With a PIC programmer, this can be easily modified without knowing about programming (but understanding binary and hexadecimal).



Didel infrared control handle is simple and compact. The power is also provided by a NiMh recharged from a USB port and the battery lasts several hours.

The Bimo is sold as an easy to solder kit, since the objective is to have kids learning to solder. Several SMD components are in place, reducing the work. Kids can play with different motors and LEDs, then solder other kits, learn electronics and microcontrollers.

Soldering and assembly time of the Bimo is less than two hours. The documentation is very detailed with 30 pictures. Explanations of the schematic are provided. A simple control language is provided, in addition to examples in Basic.



The major interest of Bimo is its electronics card that can be used to control different low power motors or LEDs. A crane, a boat with two propellers, an elevator, different gadgets can be invented and controlled. Using a PIC programmer (a connector compatible with the Pickit2 is implemented on the side of the card), the 16F630 can be programmed for different applications in different languages. For more documentation in french, see <http://www.didel.com/kits/BimoKit.pdf> <https://www.zigobot.ch/fr/fiches-pratiques/42-programmer-le-robot-bimo/71-programmer-le-bimo.html>

